

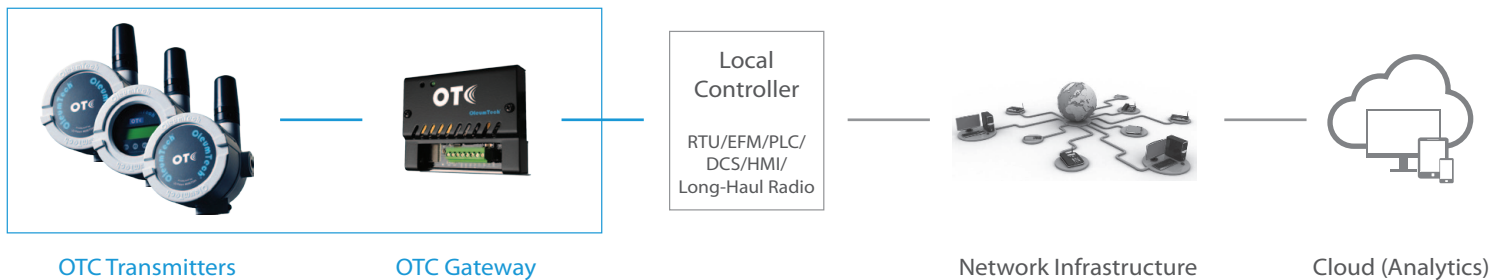


Highlights

- Wirelessly gather/distribute sensor data
- Map I/O anywhere within the network
- Modbus Master/Slave functionality
- 1 configurable Serial/RTU port (RS232/RS485)
- -40 °C to 80 °C (-40 °F to 176 °F)
- 900 MHz / 915 MHz / 2.4 GHz / 868 MHz
- Secure AES encryption
- Class I, Division 2 (Zone 2) certified



US Patent #6,967,589



Wireless Gateway with Serial Connectivity

Primary Data Collection Point

The OleumTech® DH2 Wireless Gateway plays an integral role in the OTC Wireless Sensor and I/O Network. It possesses the ability to aggregate data from OTC wireless transmitters and I/O modules onto its 1920-point register holding table. Third-party devices can access the data over the Modbus or LevelMaster ASCII protocol.

Advanced Peer-to-Peer Networking

Deploy multiple gateways to the OTC platform, creating a custom, highly scalable network. The gateways have the ability to communicate with one another. Leverage the peer-to-peer technology and funnel data to the primary gateway, optimizing network efficiency and/or designing an extremely flexible I/O mapping system across the entire wireless network.



Serial Interface

With the provided RS232/RS485 configurable Serial port, the DH2 can virtually interface with any third-party Modbus device either as a Master or Slave device. You can gain visibility and control of stranded assets by using the DH2 as a secondary gateway or as a Master device. You can also integrate I/O capabilities for added versatility.

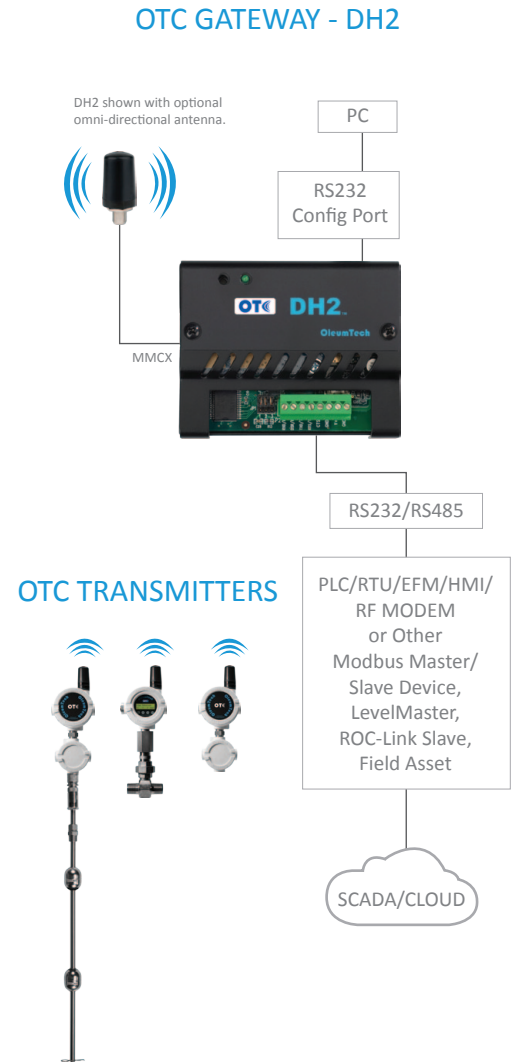
Reliable, Trusted

The DH2 has been widely used for OTC Network deployments for over a decade, proving its reliability and robustness in harsh oilfields. The DH2 is the standard of excellence, resembling OleumTech's commitment to quality and innovation.

Technical Specifications

HARDWARE FEATURES	
Device Functionality	· Serial Wireless Gateway
Embedded Controller	· 32-bit Low Power ARM7 Microcontroller with Internal FLASH (Field Upgradeable)
Serial Interfaces	· RTU Port (RS232/RS485) Terminal Block · Modbus Master/Slave, LevelMaster ASCII Slave, ROC-Link Master (Supports Opcodes 17 and 10)
Configuration	· Config / Debug Port - RS232 Slave Only (RJ-45) / BreeZ® Software for PC
WIRELESS COMMUNICATIONS	
Radio Band	· ISM Band (License-Free)
900 MHz / 915 MHz	· FHSS, FSK, AES Encryption 256-bit (900 MHz), 128-bit (915 MHz)
2.4 GHz	· DSSS, AES Encryption 128-bit
868 MHz	· LBT-AFA, AES Encryption 128-bit
Bit Rate	· 900/915 MHz: 9600 bps / 115.2 kbps; 2.4 GHz: 250 kbps; 868 MHz: 80 kbps
Output Power (Max)	· 900/915 MHz: 1000 mW; 2.4 GHz: 63 mW; 868 MHz: 25 mW
Receiving Sensitivity	· 900/915 MHz: -110 dBm @ 9600 bps, -100 dBm @ 115.2 kbps · 2.4 GHz: -101 dBm @ 250 kbps; 868 MHz: -106 dBm @ 80 kbps
RF Range	· 900/915 MHz: Up to 40 Miles / 64 km with Clear Line of Sight ¹ (Gateway-to-Gateway) · 900/915 MHz: Up to 7500 Feet / 1.4 Miles / 2.3 km with Clear Line of Sight ¹ (Transmitter-to-Gateway) · 2.4 GHz: Up to 4.3 Miles / 7 km with Clear Line of Sight ¹ · 868 MHz: Up to 5.2 Miles / 8.4 km with Clear Line of Sight ¹
CERTIFICATIONS & COMPLIANCE	
EMC/EMI	 <ul style="list-style-type: none"> · FCC Part 15 (USA), IC ICES-003 (Canada), ACMA (Australia) · AS/NZS CISPR 32 (Australia), EN55032 & EN55024 (EU)
Safety	 <ul style="list-style-type: none"> · Class I, Division 2, Groups A, B, C, D T4; Ex nA IIC T4 · Class I Zone 2 AEx nA IIC T4 · ATEX: Sira 14ATEX4143X; II 3 G Ex nA IIC T4 Gc · IECEx: SIR 13.0055X; Ex nA IIC T4 Gc
MECHANICAL SPECIFICATIONS	
Dimensions	· 3.8" (W) x 3" (H) x 1.4" (D) / 96.5 mm (W) x 76.2 mm (H) x 35.6 mm (D)
Package Dimensions	· 8" (W) x 6" (H) x 2.5" (D) / 203 mm (W) x 152 mm (H) x 63 mm (D)
Package Weight	· ~1 lbs / 0.4 kg
Mounting	· DIN Rail Mountable with Height Adjustability
ELECTRICAL SPECIFICATIONS	
DC Power Input	· 9-30 Vdc
Average Power Input	· 2 Watt
Power Consumption @12 Vdc	<ul style="list-style-type: none"> · 900/915 MHz @ 1000 mW: Receive Avg 55 mA, Transmit Avg 312 mA · 2.4 GHz @ 63 mW: Receive Avg 57 mA, Transmit Avg 117 mA · 868 MHz @ 25 mW: Receive Avg 54 mA, Transmit Avg 64 mA
Power Consumption @24 Vdc	<ul style="list-style-type: none"> · 900/915 MHz @ 1000 mW: Receive Avg 35 mA, Transmit Avg 175 mA · 2.4 GHz @ 63 mW: Receive Avg 37 mA, Transmit Avg 63 mA · 868 MHz @ 25 mW: Receive Avg 35 mA, Transmit Avg 46 mA
GENERAL SPECIFICATIONS	
Operating Conditions	<ul style="list-style-type: none"> · Temperature: Class I, Division 2 (Zone 2): -40 °C to 80 °C (-40 °F to 176 °F) · Humidity: 0 to 99 %, Non-Condensing
Warranty	· 2-Year Parts and Labor
Country of Origin	· USA
ORDERING INFORMATION	
Model Numbers	· WG-0900-DH2, WG-0915-DH2, WG-2400-DH2, WG-0868-DH2
Wirelessly Connects To	· OTC Wireless Devices (Gateways, Transmitters, I/O Modules)
Configuration Cable	· SX1000-CC2, 20-ft All-in-One Configuration Cable

Networking Diagram



¹ The maximum RF range data was collected under optimal test conditions, including a clear line of sight between antennas. Actual wireless RF range may vary depending on location, RF interference, weather, antenna type, cable type, and line of sight.

